
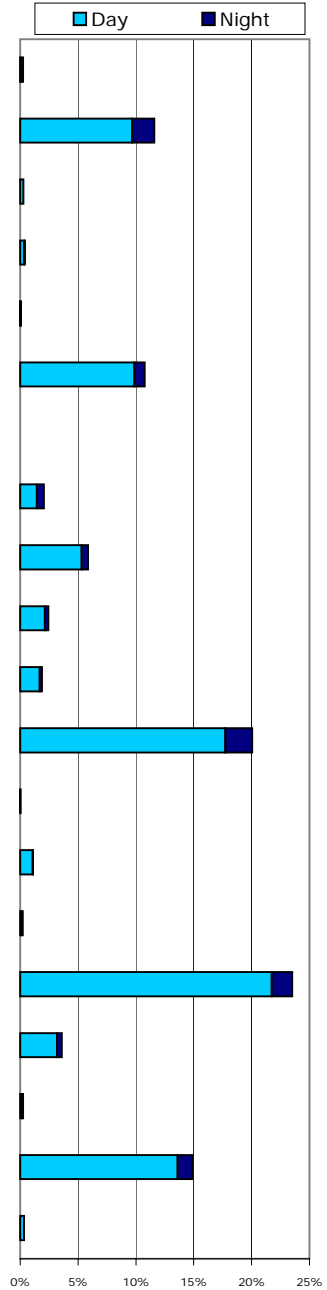






















Jet Aircraft	Average Operations Per Day (All Hours)	Average Operations Per Night (10 p.m. - 7 a.m.)	Percent of Total All Hours	Percent of Total 10 p.m. - 7 a.m.	Percentage of Total
 A300	7	5	0.3%	1.8%	
 A320	294	49	11.6%	17.2%	
 A330	7	0	0.3%	0.0%	
 A340	11	1	0.4%	0.5%	
 B720	2	1	0.1%	0.5%	
 B737	273	23	10.8%	8.1%	
 B730	0	0	0.0%	0.0%	
 B747	52	16	2.1%	5.7%	
 B757	149	14	5.9%	5.1%	
 B767	62	8	2.5%	2.9%	
 B777	48	5	1.9%	1.8%	
 CARJ	507	59	20.1%	21.0%	
 DC80	1	1	0.0%	0.4%	
 DC90	29	2	1.1%	0.6%	
 DC10	6	3	0.2%	1.2%	
 E145	595	45	23.5%	15.9%	
 E170	92	11	3.6%	4.1%	
 MD11	7	4	0.3%	1.3%	
 MD80	377	33	14.9%	11.6%	
Other Aircraft	9	1	0.4%	0.3%	
Total	2,527	283	100.0%	100.0%	