
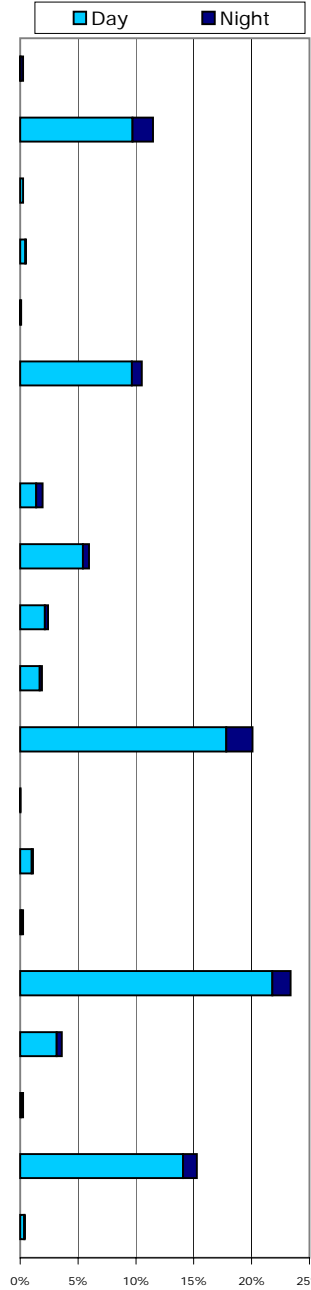






















Jet Aircraft	Average Operations Per Day (All Hours)	Average Operations Per Night (10 p.m. - 7 a.m.)	Percent of Total All Hours	Percent of Total 10 p.m. - 7 a.m.	Percentage of Total
 A300	7	7	0.3%	2.3%	
 A320	315	49	11.5%	16.6%	
 A330	7	0	0.2%	0.0%	
 A340	14	2	0.5%	0.5%	
 B720	3	2	0.1%	0.6%	
 B737	288	24	10.5%	8.0%	
 B730	0	0	0.0%	0.0%	
 B747	54	16	2.0%	5.4%	
 B757	164	16	6.0%	5.2%	
 B767	67	9	2.4%	2.9%	
 B777	52	5	1.9%	1.8%	
 CARJ	550	63	20.1%	21.0%	
 DC80	1	1	0.0%	0.4%	
 DC90	31	3	1.1%	1.1%	
 DC10	8	5	0.3%	1.6%	
 E145	640	44	23.4%	14.8%	
 E170	99	13	3.6%	4.4%	
 MD11	7	5	0.3%	1.7%	
 MD80	418	33	15.3%	11.1%	
Other Aircraft	11	1	0.4%	0.5%	
Total	2,736	298	100.0%	100.0%	